



Recorder



Flow



Pressure



Temp



Analyzer



Level

Datasheet

Digital analyzer monitor

SUP-DC2000

Supmea[®]

Committed to process automation solutions

Tel: 86-15158063876

E-mail: info@supmea.com

www.supmea.com

Datasheet**Digital analyzer monitor
SUP-DC2000**

SUP-DC2000 Digital analyzer monitor is a general-purpose water quality controller. It is suitable for use with Supmea's multiple water quality series digital sensors. It is used to monitor water quality parameters including pH, ORP, conductivity, dissolved oxygen, turbidity, sludge concentration, etc. The parameters are output to the monitoring room through RS485 or current transmission for record keeping.

Applications

Can be used with the following instruments:

- PH sensor
- Conductivity sensor
- Oxygen sensor
- Turbidity sensor

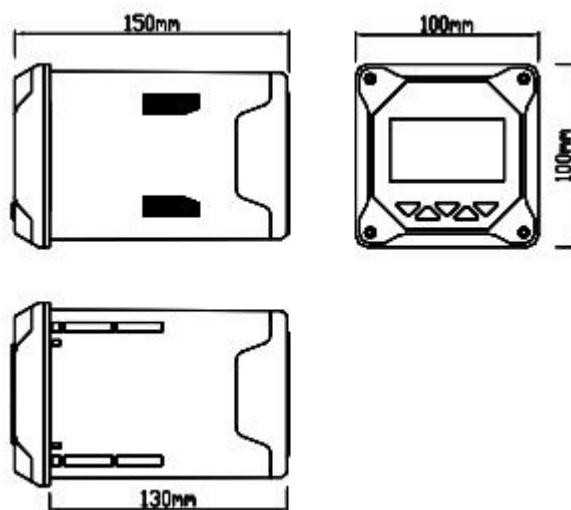
**Features**

- The isolated transmission output is adopted, which is less affected by interference
- Adopt isolated RS485 communication technology
- With high and low alarm output function.
- With sound and light alarm function.
- With LCD backlight switch control function

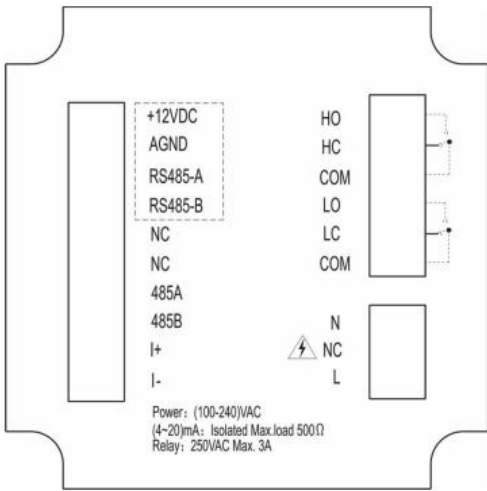
SUP-DC2000

Parameters	
Display	2.8-inch monochrome LCD screen, resolution 128*64
Dimension	100mm×100mm×150mm
Hole size	92.5mm×92.5mm
Monitoring parameters	pH/ORP/Conductivity/DO/Turbidity/Sludge concentration
Display range	pH: (0~14)pH
	ORP: (-2000~2000)mV
	DO: (0~40)mg/L
	Saturation: (0~200)%
	Conductivity:(0~600)mS/cm
Current output	Turbidity:(0~4000)NTU
	Sludge concentration:(0~120000)mg/L
RS485 output	(4~20)mA load capacity 500Ω, output accuracy ±0.2%FS
Alarm	Isolated, Modbus-RTU communication
Distribution output	2 channels, capacity AC250V/3A
Relative humidity	12V/125mA
Working temperature	(10 ~ 85)% (no condensation)
Input	(0 ~ 60)°C
	AC: (100~240)VAC
Storage conditions	DC: 24VDC(Optional)
	Temperature:(-15 ~ 65)°C
	Humidity(5 ~ 95)% (no condensation)
	Height:<2000M

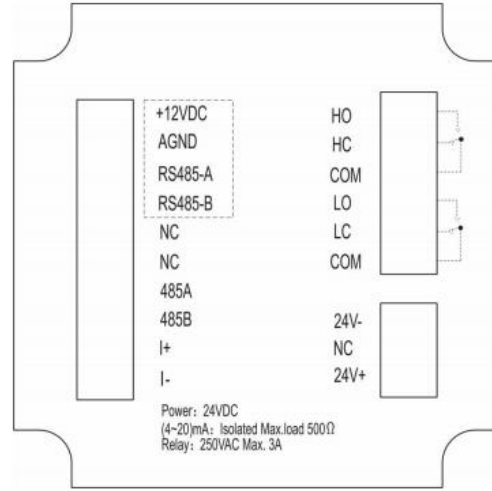
Dimension



Wiring



220VAC wiring diagram



24VDC wiring diagram

- 12VDC:12V power supply +
- AGND: 12V power supply -
- RS485-A: Sensor RS485 communication port A
- RS485-B: Sensor RS485 communication port B
- NC: Unidentified
- RS485 A : RS485 communication interface A +
- RS485 B: RS485 communication interface B-
- I+: 4-20mA output end+
- I-: 4-20mA output end -
- HO: High alarm normally open relay
- HC: High alarm normally closed relay
- COM: relay common terminal
- LO: Low alarm normally open relay
- LC: Low alarm normally closed relay
- COM: relay common terminal
- L:Power port L
- N:Power port N
- 24V+: 24VDC +
- 24V-: 24VDC -

Ordering code

SUP-DC2000-A-B-4-1-E														Description	
SUP-DC2000														Measure range: pH: (0~14)pH ORP: (-2000~2000)mV DO: (0~40)mg/L Saturation: (0~200)% Conductivity:(0~600)mS/cm Turbidity:(0~4000)NTU (0~120000)mg/L	
Input	A														RS485
Output		B													4-20mA+RS485
Alarm Output			4												2 Channels SPDT
Electrical Interface				1											M16×1.5 Cable Gland× 2+M12×1.5 Cable Gland
Power Supply					E										220VAC
					C										24VDC